

# **Country Report on Support to Statistics (CRESS) Ethiopia**

**August 2012**

## Contents

1.Objective .....	3
2. Questionnaire format and method of data collection .....	3
2.1 Questionnaire format .....	3
2.2 Method of data collection .....	4
3. Problems encountered .....	4
4. Governance structure of CSA.....	5
5 Human resource distribution at the CSA .....	5
6 Operating cost of CSA .....	8
7 Capital expenditure of CSA 2009 – 2011 .....	9
8 Support to current projects at CSA.....	11
9 Human resources in line ministries.....	14
10 General information on aggregated activities excluding project in line ministries.....	19

## **1.Objective**

The objective of this Country Report on Support to Statistics (CRESS) is to identify the support given to the Central Statistical Agency (CSA) as well as to line ministry statistical units and other data producers in Ethiopia. This exercise will help

- To understand the statistical activities, human resources and financial support to statistical activities in the country
- To determine the volume of support provided by donors and the government to the statistical activities in the country
- To identify statistical areas in need of more support
- To facilitate coordination of the national statistical system

In addition, this exercise will help to know the exact amount that donors allocate and identify if there is any difference between what the donors report in the global Partner Report on Support to Statistics (PRESS) vis-à-vis what has been reported through the CRESS.

This exercise of compiling CRESS data in Ethiopia has been supported by PARIS21 as a pilot exercise..

## **2. Questionnaire format and method of data collection**

### **2.1 Questionnaire format**

The CRESS questionnaire has three parts

#### **Part 1 General information**

This section is used to collect general information on the statistical unit in the institution. This includes staff distribution by category and general information on aggregated activities.

#### Part II Information for on going projects 2009-2011

This section is designed to collect information on ongoing projects such as statistical area and support received.

#### Part III. Information sheet for future projects

This section is designed to collect information on the statistical area and expected cost for future projects.

### 2.2 Method of data collection

The National Statistical System in Ethiopia involves about 40 line ministries/agencies active in generating data. Accordingly the data collection for CRESS has been planned to cover all 40 line ministries/agencies out of which 31 responded to the survey questionnaire. Moreover, the FAO, UNFPA, World Bank and UNDP were considered for this survey from the donors side. Prior to the data collection, a consultative workshop was organised to discuss the purpose and content of the questionnaires.

### 3. Problems encountered

- The difficulty in splitting the specific amount of support used to statistical activities from a large project was the major challenge observed. This may have an effect on the quality of data.
- Some double counting/missing may occur since a single donor may support different projects and a single project may be supported by several donors.
- Documentation of support in line ministry statistical units is weak. They should be encouraged to have organized documents on statistical support.

- The collaboration between the statistical unit and finance and planning unit within the organizations is weak. This created a delay in data collection and in obtaining accurate data
- The ownership of the activity in NSS members is weak.
- Attaching the explanation for the questionnaire in a separate sheet will help for those who are not able to use the MACROS attached.

#### **4. Governance structure of CSA**

The current statistics law was passed on 20 April 2005, and is cited as the Central Statistics Authority Establishment Proclamation No. 442/2005.

The CSA has two broad objectives:

- Collect, process, analyse and disseminate statistical data
- Coordinate the NSS through provision of technical guidance and assistance, quality assurance, capacity building to the NSS.

Based on the proclamation stated above, the Agency reports to the Ministry of Finance and Economic Development (MOFED) and the law enforces the establishment of the statistics council. The council draws on representatives from federal government institutions and regions and is chaired by the minister of the MOFED.

#### **5 Human resource distribution at the CSA**

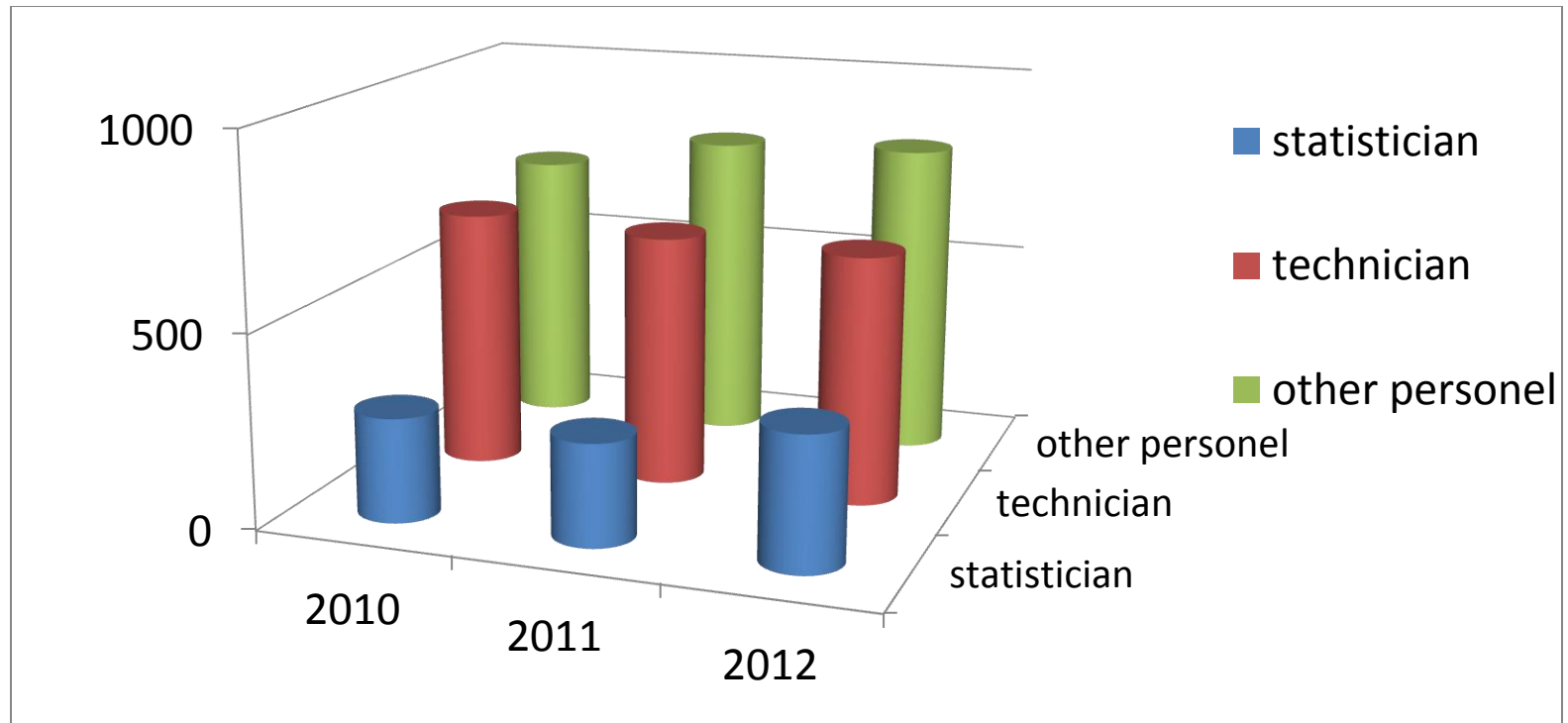
CSA has five core directorates responsible for major statistical activities. These are Agriculture and Natural Resource Directorate, Business Statistics Directorate, Household Survey and Price Statistics Directorate, Population Statistics Directorate and National Statistical Data Quality and Standards Coordination Directorate. The Cartographic and Geographic Information Systems and Information Systems Directorates closely support the activities of the core directorates. In addition CSA has 25 branch offices all over the country.

The human resources in CSA are increasing from time to time. The increment is also observed in the number of statisticians. The CSA has 1809 total staff out of which 993 are statistical personnel and 816 are support staff.

**Table 1 human resource distribution of CSA**

Year	Statistical personnel				Other personnel			Total
	Statisticians (1)	Researchers (2)	Technicians (3)	TOTAL (1+2+3)	Admin. Staff (5)	Others (6)	TOTAL (5+6)	
2010	272		672	994	342	373	715	1659
2011	267		651	918	386	397	803	1721
2012	348		645	993	419	397	816	1809

Figure 1 CSA's human resource distribution by category



## 6 Operating cost of CSA

The operating cost of CSA is around 2 million dollars every year. The major share is used for wages and salaries.

**Table 2 operating cost of CSA**

description	2009	2010	2011
Recurrent budget	USD	USD	USD
Wages and salaries	2,212,786	1,915,840	2,032,711
Goods and equipment	249,375	276,013	276,928
Infrastructure (buildings)			834,670
Total running expenses	2,462,161	2,191,853	3,144,309



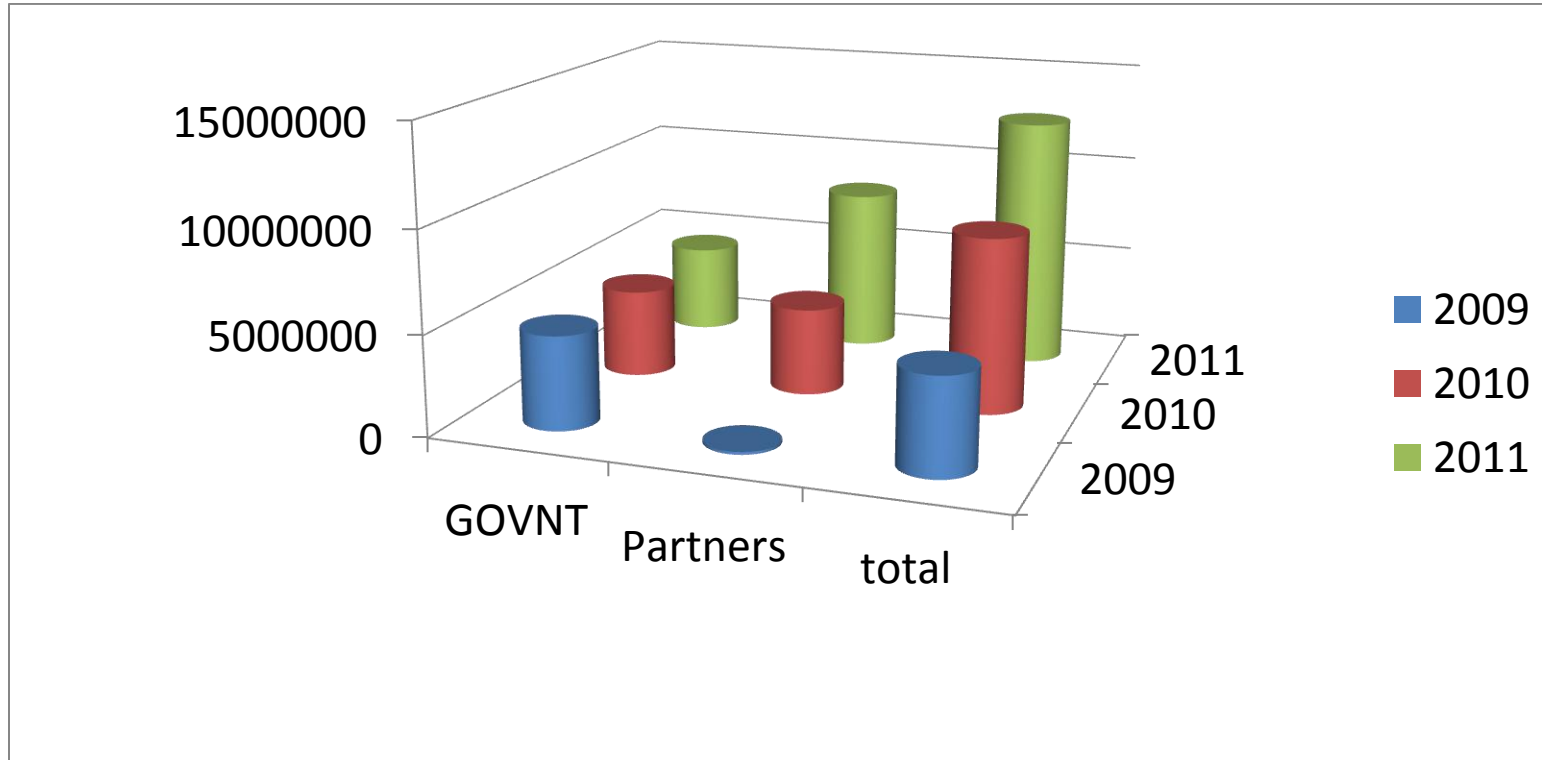
## 7 Capital expenditure of CSA 2009 – 2011

The capital expenditure of CSA is 12,597,874 USD in 2011. The capital expenditure from government budget is almost constant in the three years where as the contribution from development partners is increasing significantly from year to year.

**Table 3 capital expenditure of CSA 2009- 2011 by source.**

Capital budget section	2009	2010	2011	remark
Statistical surveys	4,694,224	4,405,754	4,435,855	GOVERNMENT BUDGET
Disbursements of Development partners	136,898	4,359,411	8,162,019	
<b>Total spending</b>	<b>4,831,122</b>	<b>8,765,165</b>	<b>12,597,874</b>	

**Figure 2 distribution of capital expenditure by source**



## 8 Support to current projects at CSA

CSA has been conducting household surveys for the last 30 years using its integrated household survey approach. In order to improve the statistical data production of the country, the National Strategy for the Development of Statistics (NSDS) has been designed and planned to be implemented in the period 2010- 2015.

Based on the NSDS, CSA conducts statistical surveys such as an agriculture sample survey, labor force survey, and other establishment surveys. The agricultural survey is conducted every year. The national labor force survey, household income and consumption and welfare survey are conducted every five years. Urban employment/ unemployment survey which only covers the urban part of the country is conducted every year. Establishment surveys like medium and large scale industry, small scale industry and distributive trade surveys are also conducted. Government allocated a total of 13,535,833 USD for the year 2009 – 2011 for the implementation of these surveys.

DHS is conducted every five years, the most recent in 2011. The cost of the survey was covered by MACRO, UNICEF and UNFPA. It cost about 1,430,827 USD. The survey helps to provide health related statistical data which is the basis for health and population policy decisions and to monitor the development programs.

A Welfare Monitoring Survey (WMS) and Household Consumption and Expenditure Survey (HCES) are conducted every five year. The most recent one was conducted in 2011. The survey provides fundamental statistical data for designing, monitoring and evaluation of the country's poverty reduction strategy. The government covers 1,619,928 USD and donors (PBS, DFID, UNICEF, and WFP) cover 2,008,777 USD.

Support to Protection of Basic Services (PBS) is sponsored by a group of donors led by WB. It has different components and the M&E component supports activities related to data quality, IT infrastructure and WMS surveys.

Support to food security information is a project supported by EU with follow up from FAO to improve the quality of agricultural data and to facilitate data harmonization in the country.

Support to M&E, PRSP, & MDGs is a statistical capacity building project covered by a development assistance group which involves PBS, UNICEF, UNFPA and ADB.

Increased availability of population data project is designed to conduct the population and housing census which is conducted every 10 years. It is supported by UNFPA, DFID, UNICEF, IRISH AID, Italian corporation and Dutch government.

CSA conducted the living standard survey in 2011. The data collected from this survey will help for designing and monitoring the country's rural socio economic condition.

**Table 4 distribution of major projects to CSA by donors**

Name of project	Beneficiary institution	Amount of financing	Implementation time span	donor
Protection of basic services	CSA	2,000,000	2008-12	WB
Support to food security information	CSA,MOA,EMA		2009	EC/EU
Support to M&E PRSP &MDGS	CSA	2,017,986	2004-12	DEVELOPMENT ASSISTANCE GROUP
Increased availability of population data	CSA	30,000,000	2006-11	UNFPA, UK, ITALY, UNICEF, IRELAND, NETHERLANDS
Living standard survey	CSA	1,986,389	2011	WB/GATES
DHS	CSA	1,430,827	2011-11	MACRO,UNICEF,UN FPA
WMS/HICE	CSA	1,619,928-GOVNT 2,008,777 DONNER	2009-11	UK,PBS,UNICEF,WFP
Statistical Surveys	CSA	13,535,833	2009-11	Government

## 9 Human resources in line ministries

As stated earlier, the National Statistical System (NSS) of Ethiopia involves about 40 agencies who are active in statistical data production. The data produced by the NSS include survey and census and also administrative records. The unit responsible for statistical activities in line ministries differs from one sector to the other.

**Table 5 Staff distribution in the unit conducting statistical activities at the line ministries**

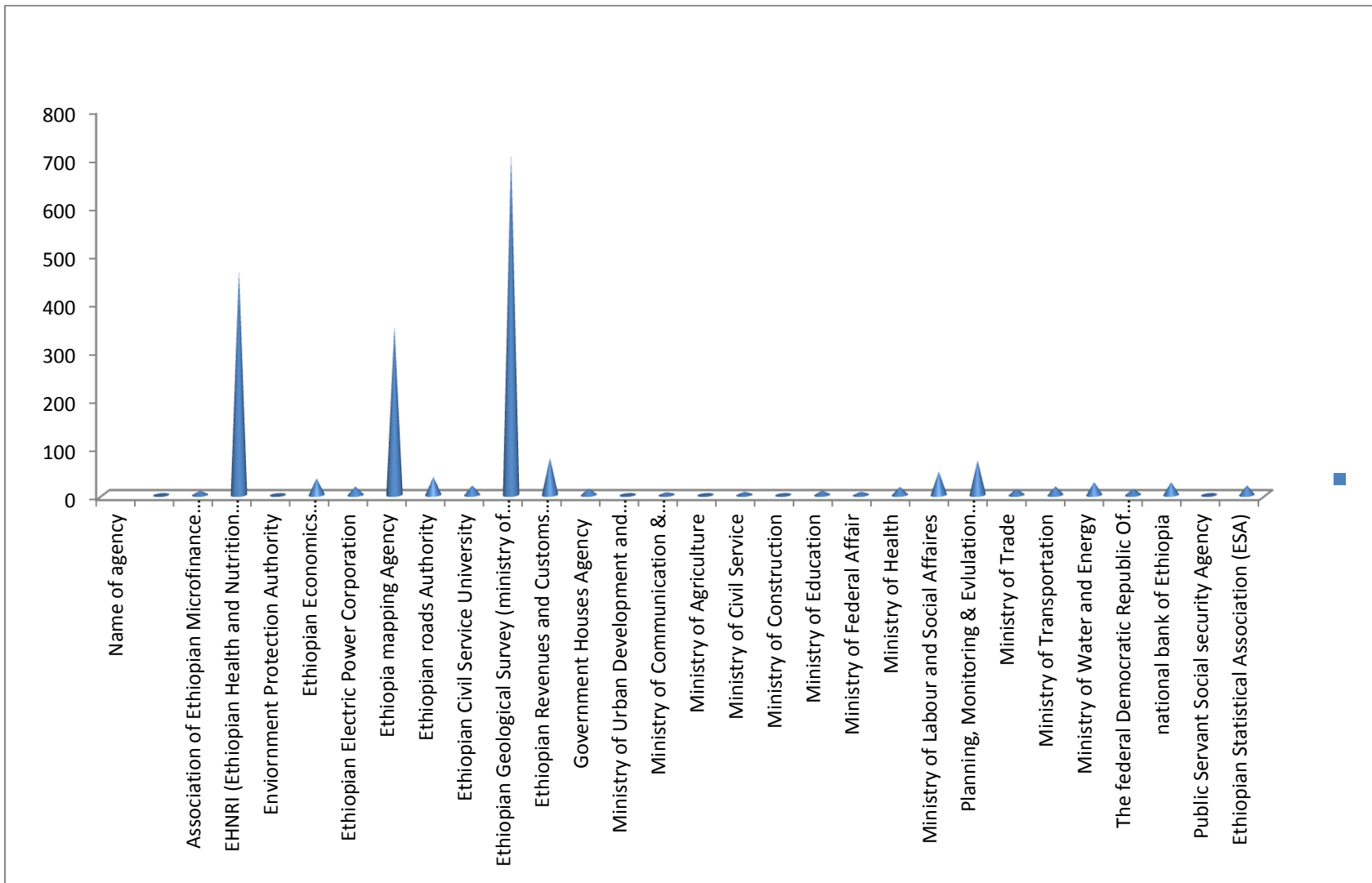
Name of agency	Number of staff					
	Statistician	Analyst and researcher	Technician	Admin	Other	Total
Association of Ethiopian Microfinance Instution (AEMFI)	0	5	0	1	3	9
EHNRI (Ethiopian Health and Nutrition Reaserch Institute)	3	155	45	124	142	466??
Enviornment Protection Authority	0	0	0	0	0	0
Ethiopian Economics Association/ethiopian economic policy research institute	1	14	0	20	0	35
Ethiopian Electric Power Corporation	13	0	0	1	4	18
Ethiopia mapping Agency	0	1	137	212	0	350??
Ethiopian Roads Authority	1	21	6	10	0	38
Ethiopian Civil Service University	19	0	0	1		20
Ethiopian Geological Survey (ministry of mines)	2	125	39	423	120	709??
Ethiopian Revenues and Customs Authority.	0	3	1	20	53	77
Government Houses Agency	0	1	7	3	3	14

Ministry of Urban Development and Construction	1	0	0	0	1	2
Ministry of Communication & Information Technology	1	0	0	1	3	6
Ministry of Agriculture	1	0	0	0	1	2
Ministry of Civil Service	1	0	1	5	0	7
Ministry of Construction	1	2	0	0	0	3
Ministry of Education	0	3	4	2	0	9
Ministry of Federal Affairs	0	1	0	5	1	7
Ministry of Health	2	0	6	0	9	17
Ministry of Labour and Social Affairs	25	15	4	5	0	49??
Planning, Monitoring & Evaluation process (Ministry of Mines)	0	10	0	62	0	72
Ministry of Trade	5	0	7	1	0	13
Ministry of Transportation	1	1	7	1	8	18
Ministry of Water and Energy	0	10	8	3	6	27
The federal Democratic Republic Of Ethiopia Ministry of Women, Children and youth	5	0	1	4	3	13
National Bank of Ethiopia	0	22	0	5	0	27



Public Servant Social Security Agency	1	0	0	0	0	1
Ethiopian Statistical Association (ESA)	18	0	0	2	0	20

**Figure 3 Staff distribution in line ministries**



## 10 General information on aggregated activities excluding project in line ministries

Wages and salaries of most line ministries for the statistical unit are covered by the government.

**Table 6 Wages and salaries by agencies**

Name of agency	Wages and salaries			Source of financing 1=National 2=Donor 3=Other	
	2009	2010	2011	Name	Code
Association of Ethiopian Microfinance Institution (AEMFI)	-	-	-	Donor & Other	2 & 3
EHNRI (Ethiopian Health and Nutrition reaserch Institute)	<b>7,463,350</b>	<b>8,306,113</b>	<b>10,369,313</b>	-	-
Enviornment Protection Authority	-	-	<b>11,011</b>	National	1
Ethiopian Economics Association/ethiopian economic policy research institute	-	<b>797,606.00</b>	<b>1,746,000.00</b>	Donor and Other	2 & 3
Ethiopian Electric Power Corporation	-	-	<b>568,030.8</b>	-	-

Ethiopia mapping Agency	<b>5,350,186</b>	<b>7,656,147</b>	<b>4,359,460</b>	National	1
Ethiopian roads Authority	<b>789,200</b>	<b>843,600</b>	<b>1,078,585</b>	National	1
Ethiopian Civil Service University	<b>356,124</b>	<b>428,076</b>	<b>523,884</b>	National	1
Ethiopian Geological Survey (ministry of mines)	-	-	-	National and Donor	1&2
Ethiopian Revenues and Customs Authority.	66,617,632	155,800,307	195,384,174	National and Donor	1&2
Government Houses Agency	-	466,511.94	436,511.55	-	-
Ministry of Urban Development and Construction	-	-	<b>19,688</b>	National	1
Ministry of Communication & Information Technology	-	-	<b>229,164</b>	national	1
Ministry of Agriculture	63,804.00	63,804.00	63,804.00	National	1
Ministry of Civil Service	-	-	<b>187,350.00</b>	National	1

Ministry of Construction	-	-	-	-	-
Ministry of Education	-	-	-	National and Donor	1&2
Ministry of Federal Affair	<b>51,936</b>	<b>40,000</b>	<b>20,400</b>	National	1
Ministry of Health	<b>198,573</b>	<b>250,797</b>	<b>575,016</b>	National and Donor	1&2
Ministry of Labour and Social Affaires	-	-	<b>1,240,760</b>	-	-
Planning, Monitoring & Evlulation process (ministry of mines)	1,609,006.82	<b>4,747,755.76</b>	<b>6,040,536.04</b>	National	1
Ministry of Trade	<b>50,928</b>	<b>50,928</b>	<b>321,144</b>	National	1
Ministry of Transportation	<b>184,260</b>	<b>204,042</b>	<b>236,904</b>	National	1
Ministry of Water and Energy	<b>676,000</b>	<b>720,000</b>	<b>900,000</b>	National and Donor	1&2
The federal Democratic Republic Of Ethiopia Ministry of Women, Children and youth	-	-	<b>577,728</b>	National	1

national bank of Ethiopia	-	-	<b>4,061,350</b>	National	1
Public Servant Social security Agency	<b>18,540</b>	<b>18,540</b>	<b>22,912</b>	Other	3
Ethiopian Statistical Association (ESA)	<b>39,000</b>	<b>30,000</b>	<b>51,600</b>	Other	3

**Table 7 Support to line ministries for their ongoing projects related to statistical activity**

Agency	Ongoing project name	Statistical area of the project 1=demographic and social statistics 2=economic statistics 3=environment and multi domain statistics 4=general statistical items and methodology for data collection, processing, dissemination and analysis 5=strategic and managerial issues of official statistics at national and international level		Commitment Amount	Amount in Dollar/Birr			Source 1=National 2=Donor 3=Other		Name of donor
		name	code		Financial	Non financial	total	Name	Code	
ASSOCIATION OF ETHIOPIAN MICROFINANCE INSTUTION (AEMFI)	Research Project	Demographic & Social Statistics	1	334,000 Birr	1,014,000 Birr	-	1,014,000/Birr	Donor	2	Novib and Irish AID
		Economic Statistics	2							
		Environmental	4							
		General Statistics	5							
		Strategic								
	Feasibility study of Saving and Credit	Demographic & Social Economic Statistics	1	22,300 Birr	117,330 Birr	-	117,330 Birr	Donor	2	ICCO/Terrafina
		Environmental	4							

	Cooperatives (SACCOs) Federation	General Statistics Strategic	5							
	Research Assessment of the current finance products of SACCOs and Multipurpose Cooperatives	Demographic & Social Economic Statistics Environmental General Statistics Strategic	1 2 3 4 5	178,000 Birr	428,000 Birr	-	428,000 Birr			ICCO/Terrafina
	baseline survey on food security and Microfinance in Ethiopia	Demographic & Social Environmental General Statistics Strategic	1 3 4 5	150,000 Birr	360,000 Birr	-	360,000 Birr	Donor	2	Irish AID
	Study on gender mainstreaming in microfinance institutions in Ethiopia	Demographic & Social Economic Statistics Environmental General Statistics Strategic	1 2 3 4 5	30,000 Birr	126,000 Birr	-	126,000 Birr	Donor	2	Novib
	pilot Project on high value livestock indemnity insurances	Demographic & Social Economic Statistics Environmental General Statistics	1 2 3 4 5	1,258,480 Birr	3,187,550 Birr	-	3,187,550 Birr	Donor	2	World Bank



		Strategic								
	study on linking food insecure households sustainable financial service in Ethiopia	Demographic & Social Economic Statistics Environmental General Statistics Strategic	1 2 3 4 5	20,000 Birr	70,000 Birr	-	70,000 Birr	Donor	2	Irish AID
ETHIOPIAN HEALTH AND NUTRITION RESEARCH INSTITUTE	National survey on HIV/TB Co-Infection	Demographic & Social	1	11,446.78 Dollar	880,522 Dollar	-	880,522 Dollar	Donor	2	CDC
	National TB Prevalence Survey	Demographic & Social	1	7,000,000 Birr	538,461 Dollar	-	538,461 Dollar	Donor	2	Global Fund
	National Food Consumption Survey	Demographic & Social	1	7,000,000 Birr	7,000,000 Birr	-	7,000,000 Birr	Donor	2	World Bank and MI
	Integration of Modern and Traditional Medicine, National Survey	Demographic & Social	1	802,710 Birr	802,710 Birr	-	802,710 Birr	National	1	MoFED
	Studies of Trends and Pattern of NCD in Addis Ababab	Demographic & Social	1	274,304 Birr	274,304 Birr	-	274,304 Birr	Donor	2	IANPHI

	Malaria Indicative Survey	Demographic & Social	1	15,000,000 Birr	15,000,000 Birr	-	15,000,000 Birr	Donor	2	WHO, USAID
ENVIRONMENTAL PROTECTION AGENCY	Assess local knowledge	Environmental	3	934,432 Dollar	195,000 Dollar	-	195,000 Dollar	Donor	2	UNDP
	Vulnerability Assessment	Environmental	3	934,432 Dollar	300,000 Dollar	-	300,000 Dollar	Donor	2	UNDP
	Undertake monitoring	Environmental	3	934,432 Dollar	300,000 Dollar	-	300,000 Dollar	Donor	2	UNDP
	Developing knowledge management	Environmental	3	35,000 Dollar	35,000 Dollar	-	35,000 Dollar	Donor	2	UNDP
	Undertake baseline study	Economic Statistics Environmental	2 3	13,000 Dollar	13,000 Dollar	-	13,000 Dollar	Donor	2	UNDP
	Assess Vulnerability	Environmental	3	575,000 Dollar	575,000 Dollar	-	575,000 Dollar	Donor	2	UNDP
	Undertake consultations	Environmental	3	50,000 dollar	50,000 dollar	-	50,000 dollar	Donor	2	UNDP
	Undertake regular monitoring effectiveness evaluation	Economic Statistics	2	38,000 Dollar	38,000 Dollar	-	38,000 Dollar	Donor	2	UNDP
	Assess Vulnerability	Demographic & Social Economic Statistics Environmental	1 2 3	795,000 Dollar	795,000 Dollar	-	795,000 Dollar	Donor	2	UNDP

	State of the Environment Assessment and Reporting	Demographic & Social Economic Statistics Environmental	1 2 3	1,763,340 Birr	1763340	-	1763340	Donor	2	UNDP
	State of the Environment Assessment and Reporting	Demographic & Social Economic Statistics Environmental	1 2 3	-	150,000 Birr	-	150,000 Birr	National	1	MoFED
Ethiopian Economic Association	There is no Ongoing Project	-	-	-	-	-	-	-	-	-
Ethiopian Electric Power corporation	No information about Ongoing Projects	-	-	-	-	-	-	-	-	-
Ethiopian Mapping Authority	responsible and innovate land administration in Ethiopia (component - 2)	Environmental Strategic	3 5	-	719,470 Euro	-	719,470 Euro			
Ethiopian Roads Authority	consultancy service for updating of the road sector			2,134,972 Birr	2,134,972 Birr	-	2,134,972 Birr	National	1	MoFED

	development program (RSDP) performance monitoring and Millennium Development Goals (MDGs) transport indicators									
Ethiopian Civil Service University	Human Resource Management and Payroll System Software	Demographic & Social	1	345,000 Birr	345,000 Birr	-	345,000 Birr	National	1	MoFED
	Asset Management System Software	Demographic & Social	1	360,000 Birr	360,000 Birr	-	360,000 Birr	National	1	MoFED
	ISIS(Integrated Student Information System)	Demographic & Social	1	490,000 Birr	490,000 Birr	-	490,000 Birr	National	1	MoFED
Ethiopian Geological Survey	There is no Ongoing Project	-	-	-	-	-	-	-	-	-
Ethiopian Revenue and	A Call Center Project	Economic Statistics	3	264,096 Dollar	1,700,000 Dollar	117,050 Dollar	1,817,050 Dollar	Donor	2	Investment Climate

Custom Authority										Facilitation
Government Houses Agency	Houses certification Project	General Statistics	4	No Data	No Data	No Data	No Data	No Data	No Data	No Data
Federal Small and Micro Enterprise Agency	No information about Ongoing Projects	No Data	No Data	No Data	No Data	No Data	No Data	No Data	No Data	No Data
Ministry of Communication and Information Technology	National ICT Project	Demographic & Social Economic Statistics	1 2	44,023,000 Birr	44,023,000 Birr	-	44,023,000 Birr	National	1	MoFED
Ministry of Agriculture	Participatory Small - Scale Irrigation Program	Demographic & Social Economic Statistics Environmental	1 2 3	57,752 Dollar	57,752 Dollar	10,000 Dollar	67,752 Dollar	Donor	2	IFAD
Ministry of Civil Service	No information about Ongoing Projects	No Data	No Data	No Data	No Data	No Data	No Data	No Data	No Data	No Data
Ministry of Urban Development and Construction	City alliance project (IUDP) integrated urban data base project	Demographic & Social Economic Statistics Environmental General Statistics	1 2 3 4 5	248,000 Dollar	248,000 Dollar	-	248,000 Dollar	Donor	2	City Alliance

		Strategic								
Ministry of Education	General Education Quality Improvement Program (GEQIP)	Demographic & Social	1	87,409,440.64 Birr	No Data	No Data	No Data	No Data	No Data	No Data
	Protection of Basic Services (PBS)	Demographic & Social	1	676,400 Dollar	676,400 Dollar	-	676,400 Dollar	No Data	No Data	No Data
	Capacity development for EFA 2009-2010, Ethiopia Development of Teacher Management Information System	Demographic & Social	1	1,500,000 Birr	1,500,000 Birr	-	1,500,000 Birr	Donor	2	UNESCO
Ministry of Federal Affairs	Pastoral community Development Program	Demographic & Social	1	900,000 Birr	90,000 Birr	-	90,000 Birr	National	1	MoFED
	Pastoral community Development Program	Demographic & Social	1	-	890,000 Dollar	-	890,000 Dollar	Donor	2	IDA, IFAD
	Pastoral community	Demographic & Social	1		90,000 Birr	-	90,000 Birr	Others	3	

	Development Program									
	Emergency regions Development Program (ERDP)	Demographic & Social Economic Statistics General Statistics	1 2 4	2,451,286.7 Birr	2,451,286.7 Birr	-	2,451,286.7 Birr	Donor	2	UNDP & UNCDF
Ministry of Health	Global fund round 8 (Malaria)	Demographic & Social Economic Statistics Environmental General Statistics Strategic	1 2 3 4 5	8,370,000 Dollar	8,370,000 Dollar	-	8,370,000 Dollar	Donor	2	Global Fund
	HIV/TB prevention and control CDC project	Demographic & Social Environmental General Statistics	1 3 4	11,500,000 Dollar	11,500,000 Dollar	-	11,500,000 Dollar	Donor	2	CDC
Ministry of Labor and Social Affair	Action to prevent human trafficking within and from Ethiopia	Demographic & Social Economic Statistics General Statistics Strategic	1 2 4 5	65,880 Dollar	65,880 Dollar	-	65,880 Dollar	Donor	2	US Department of State
Ministry of Mining	Data base Management system design and storage	Demographic & Social Economic Statistics Environmental	1 2 3 4	200,000,000 Birr	200,000,000 Birr	-	200,000,000 Birr	National	1	MoFED

	building project	General Statistics Strategic	5							
Ministry of Trade	No information about Ongoing Projects	No Data	No Data	No Data	No Data	No Data	No Data	No Data	No Data	No Data
Ministry of Transport	No information about Ongoing Projects	No Data	No Data	No Data	No Data	No Data	No Data	No Data	No Data	No Data
Ministry of Water and Energy	energy sector mapping and data base development	Economic Statistics General Statistics Strategic	2 4 5	4,255,650 Birr	4,255,650 Birr	-	4,255,650 Birr	Donor	2	GIZ-ECO
	Tana beles integrated water resource development project	Demographic & Social Economic Statistics Environmental General Statistics	1 2 3 4	176,000,000 Dollar	17,400,000 Dollar	-	17,400,000 Dollar	Donor	2	IDA
	Tana beles integrated water resource development project	Demographic & Social Economic Statistics Environmental General Statistics	1 2 3 4	-	2,100,000 Birr	42,001,000 Birr	44,101,000 Birr	National	1	MoFED



	National wash inventory ICT project capacity Building Program	General Statistics Strategic Demographic & Social Economic Statistics Environmental General Statistics Strategic	4 5 1 2 3 4 5	132,000,000 Birr	132,000,00 0 Birr	-	132,000,000 Birr	Donor	2	WB, ADB, UNICEF, Finland, Italian
				10,329,704 Birr	10,329,704 Birr	-	10,329,704 Birr	Donor	2	Spanish and joint program
	inflation expectation survey	Economic Statistics	2	Yet not Known	Yet not Known	-	Yet not Known	Yet not Known	Yet not Know n	Yet not Known
Ministry of Women, children and Youth	FIRA	Economic Statistics	2	Yet not Known	Yet not Known	-	Yet not Known	Yet not Known	Yet not Know n	Yet not Known
National Bank of Ethiopia	development of quarterly GDP	Economic Statistics	2	Yet not Known	Yet not Known	-	Yet not Known	Yet not Known	Yet not Know n	Yet not Known
	No information about Ongoing Projects	No Data	No Data	No Data	No Data	No Data	No Data	No Data	No Data	No Data
	No information about Ongoing	No Data	No Data	No Data	No Data	No Data	No Data	No Data	No Data	No Data



**Table 8 Support to line ministries for their future projects related with statistical activity**

Name of Agency	Future Project Name	Statistical area of the project <i>1=demographic and social statistics</i> <i>2=economic statistics</i> <i>3=environment and multi domain statistics</i> <i>4=general statistical items and methodology for data collection, processing, dissemination and analysis</i> <i>5=strategic and managerial issues of official statistics at national and international level</i>		Expected cost	Currency
		Name	Code	20,000	ETB
ASSOCIATION OF ETHIOPIAN MICROFINANCE INSTUTION (AEMFI)	<i>Research project to assess the performance of SPM in Ethiopia</i>	<ul style="list-style-type: none"> <li>▪ Demographic and social statistics</li> <li>▪ Economic statistics</li> <li>▪ Environment and multi domain statistics</li> <li>▪ General statistical items and methodology for data collection, processing, dissemination and analysis</li> <li>▪ Strategic and managerial issues of official statistics at national and international level</li> </ul>	1,2,3,4,5		
	<i>Project study on linking SACCOs with other</i>	<ul style="list-style-type: none"> <li>▪ Demographic and social statistics</li> <li>▪ Economic statistics</li> </ul>	1,2,3,4,5	80,000	ETB

	<i>Financial institutions, banks, MFIS AND OTHER</i>	<ul style="list-style-type: none"> <li>▪ Environment and multi domain statistics</li> <li>▪ General statistical items and methodology for data collection, processing, dissemination and analysis</li> <li>▪ Strategic and managerial issues of official statistics at national and international level</li> </ul>			
	<i>research project on value chain finance</i>	<ul style="list-style-type: none"> <li>▪ Demographic and social statistics</li> <li>▪ Economic statistics</li> <li>▪ Environment and multi domain statistics</li> <li>▪ General statistical items and methodology for data collection, processing, dissemination and analysis</li> </ul>	1,2,3,4	70,000	ETB
	<i>Gender audit project</i>	<ul style="list-style-type: none"> <li>▪ Demographic and social statistics</li> <li>▪ Economic statistics</li> <li>▪ Environment and multi domain statistics</li> <li>▪ General statistical items and methodology for data collection, processing, dissemination and analysis</li> <li>▪ Strategic and managerial issues of official statistics at national and international level</li> </ul>	1,2,3,4,5	50,000	ETB

	<i>HABP PROJECT</i>	<ul style="list-style-type: none"> <li>▪ Demographic and social statistics</li> <li>▪ Economic statistics</li> <li>▪ Environment and multi domain statistics</li> <li>▪ General statistical items and methodology for data collection, processing, dissemination and analysis</li> <li>▪ Strategic and managerial issues of official statistics at national and international level</li> </ul>	1,2,3,4,5	100,000	ETB
	<i>CDE project (studies on investment finance credit guarantee scheme and on MFI and energy empowerment)</i>	<ul style="list-style-type: none"> <li>▪ Demographic and social statistics</li> <li>▪ Economic statistics</li> <li>▪ Environment and multi domain statistics</li> <li>▪ General statistical items and methodology for data collection, processing, dissemination and analysis</li> <li>▪ Strategic and managerial issues of official statistics at national and international level</li> </ul>	1,2,3,4,5	250,000	ETB
	<i>Irish AID project</i>	<ul style="list-style-type: none"> <li>▪ Demographic and social statistics</li> <li>▪ Economic statistics</li> <li>▪ Environment and multi domain statistics</li> <li>▪ General statistical items and methodology for data collection,</li> </ul>	1,2,3,4,5	650,000	ETB

		<p>processing, dissemination and analysis</p> <ul style="list-style-type: none"> <li>▪ Strategic and managerial issues of official statistics at national and international level</li> </ul>			
	<i>Oxfam/terrafinia project study</i>	<ul style="list-style-type: none"> <li>▪ Demographic and social statistics</li> <li>▪ Economic statistics</li> <li>▪ Environment and multi domain statistics</li> <li>▪ General statistical items and methodology for data collection, processing, dissemination and analysis</li> <li>▪ Strategic and managerial issues of official statistics at national and international level</li> </ul>	1,2,3,4,5	300,000	ETB
ENHRI	<i>National Population Based survey (PBS) for HIV, HBV and HCV</i>	<ul style="list-style-type: none"> <li>▪ Demographic and social statistics</li> </ul>	1	50,000,000	ETB
	<i>National Survey of Rabies virus in Ethiopia</i>	<ul style="list-style-type: none"> <li>▪ Demographic and social statistics</li> </ul>	1	2,613,820	ETB
	<i>Assessment of health care delivery and quality of care: Coverage and delivery of ANC service.</i>	<ul style="list-style-type: none"> <li>▪ Demographic and social statistics</li> </ul>	1	500,000	ETB

	<i>National ANC/PMTCT HIV Survey</i>	<ul style="list-style-type: none"> <li>▪ Demographic and social statistics</li> </ul>	1	10,500,000	ETB
	<i>Evaluation on National Nutrition Program (CBN)</i>	<ul style="list-style-type: none"> <li>▪ Demographic and social statistics</li> </ul>	1	1,520,000	ETB
	<i>Efficiency study of bed net and insecticide on vector control</i>	<ul style="list-style-type: none"> <li>▪ Demographic and social statistics</li> </ul>	1	1,136,142	ETB
	<i>Evaluation referral system linkage at different levels of health facilities</i>	<ul style="list-style-type: none"> <li>▪ Demographic and social statistics</li> </ul>	1	1,000,000	ETB
ENVIRONMENTAL AUTHORITY	<i>second national communication to the UN framework convention on climate change</i>	<ul style="list-style-type: none"> <li>▪ Demographic and social statistics</li> <li>▪ Economic statistics</li> <li>▪ Environment and multi domain statistics</li> </ul>	1,2,3	480000	USD
ETHIOPIAN ECONOMIC ASSOCIATION	<i>EEA does not have future project</i>				
ETHIOPIAN ELECTRIC AND POWER AUTHORITY	<i>no</i>				

ETHIOPIAN MAPPING AGENCY	<i>no</i>				
ETHIOPIAN ROADS AUTHORITY	<i>no</i>				
ETHIOPIAN CIVIL SERVICE UNIVERSITY	<i>no</i>				
ETHIOPIAN GEOLOGICAL SURVEY	<i>no</i>				
ETHIOPIAN REVENUE AND CUSTOMS	<p><i>Single Window Project Objective</i></p> <p><i>To Centralize and streamline pre-clearance customs document issues.</i></p>	<ul style="list-style-type: none"> <li>▪ strategic and managerial issues of official statistics at national and international level</li> </ul>	5	It is under Preparation Stages/appraisal.	
GOVERNMENT HOUSING AGENCY	<i>no</i>				
MICRO AND SMALL ENTERPRISES	<i>MSEIS/ Micro &amp; Small Enterprises Information System/</i>	<ul style="list-style-type: none"> <li>▪ General statistical items and methodology for data collection, processing, dissemination and analysis</li> </ul>	4	3,500,000	ETB



MINISTRY OF COMMUNICATION	<i>no</i>				
MINISTRY OF AGRICULTURE	<i>no</i>				
MINISTRY OF CIVIL SERVICE	<i>Integrated Civil Service Management Information System</i>	Not mentioned		20000000	USD
MINISTRY OF CONSTRUCTION	<i>no</i>				
MINISTRY OF EDUCATION	<i>no</i>				
MINISTRY OF FEDERAL AFFAIRS	<i>no</i>				
MINISTRY OF HEALTH					
MINISTRY OF LABOR AND SOCIAL AFFAIRS	<i>empowering elder people and their association to care a lasting impact on the welfare of vulnerable elder people in Ethiopia</i>	<ul style="list-style-type: none"> <li>▪ Demographic and social statistics</li> <li>▪ Environment and multi domain statistics</li> <li>▪ General statistical items and methodology for data collection, processing, dissemination and analysis</li> </ul>	1,3,4,5	51050	EURO

			<ul style="list-style-type: none"> <li>Strategic and managerial issues of official statistics at national and international level</li> </ul>			
MINISTRY OF MINING	OF	<i>no</i>				
MINISTRY OF TRADE	OF	<i>no</i>				
MINISTRY OF TRANSPORT	OF	<i>Sector Wide Database Creation</i>	<ul style="list-style-type: none"> <li>Economic statistics</li> <li>Environment and multi domain statistics</li> </ul>	2,3	100,000	USD
MINISTRY OF WATER AND ENERGY	OF AND	<i>strengthening at the national energy information system</i>	<ul style="list-style-type: none"> <li>Economic statistics</li> <li>General statistical items and methodology for data collection, processing, dissemination and analysis</li> <li>Strategic and managerial issues of official statistics at national and international level</li> </ul>	2,4,5	150000	EURO
MINISTRY OF WOMEN	OF	<i>no</i>				
NATIONAL BANK OF ETHIOPIA		<i>development of quarterly GDP</i>	<ul style="list-style-type: none"> <li>Economic statistics</li> </ul>	2	not yet known	
		<i>upgrading balance of</i>	<ul style="list-style-type: none"> <li>Economic statistics</li> </ul>	2	not yet known	

PUBLIC SERVANT AND SOCIAL SECURITY	<i>payments statistics compilation</i>				
	<i>Study of requirement and development of project document for integrated national pension administration system (INPAS)</i>	<ul style="list-style-type: none"> <li>• Demographic and social statistics</li> </ul>	1	678,000	ETB
ETHIOPIAN STATISTICAL ASSOCIATION (ESA)	<i>Five Years Strategic Plan</i>	<ul style="list-style-type: none"> <li>▪ Demographic and social statistics</li> <li>▪ Economic statistics</li> <li>▪ Environment and multi domain statistics</li> <li>▪ General statistical items and methodology for data collection, processing, dissemination and analysis</li> <li>▪ Strategic and managerial issues of official statistics at national and international level</li> </ul>	1,2,3,4,5	19235	USD
<b>TOTAL COST OF FUTURE PROJECTS PLANNED TO BE CONDUCTED BY ALL AGENCIES IN ALL AREAS OF STATISTICS</b>				445353846	ETB

**\*Note exchange rate is taken for July 10, 2012**

The currency conversion is as follows:

- 100USD is equivalent to 1786.33 ETB

- Colored  project design not yet finalized and the expected cost unknown
- 100EURO is equivalent to 2196.29 ETB
- Colored  organizations which do not have future project plan and those who did not respond on this question